

**MATCHING WORD PARTS 1**

Write the correct answer in the middle column.

Definition	Correct Answer	Possible Answers
12.1. life	_____	urtic/o
12.2. rash	_____	rhytid/o
12.3. red	_____	hidr/o
12.4. sweat	_____	erythr/o
12.5. wrinkle	_____	bi/o

**MATCHING WORD PARTS 2**

Write the correct answer in the middle column.

Definition	Correct Answer	Possible Answers
12.6. black, dark	_____	pedicul/o
12.7. fat, lipid	_____	melan/o
12.8. horny, hard	_____	lip/o
12.9. lice	_____	kerat/o
12.10. skin	_____	dermat/o

**MATCHING WORD PARTS 3**

Write the correct answer in the middle column.

Definition	Correct Answer	Possible Answers
12.11. dry	_____	xer/o
12.12. fungus	_____	seb/o
12.13. hairy	_____	onych/o



12.14. nail \_\_\_\_\_ myc/o

12.15. sebum \_\_\_\_\_ hirsut/o

### DEFINITIONS

Select the correct answer and write it on the line provided.

12.16. An acute, rapidly spreading infection within the connective tissues is known as \_\_\_\_\_.

abscess                      cellulitis                      fissure                      ulcer

12.17. Atypical moles that can develop into skin cancer are known as \_\_\_\_\_.

dysplastic nevi                      lipomas                      malignant keratoses                      papillomas

12.18. The autoimmune disorder in which there are well-defined bald areas is known

as \_\_\_\_\_.

alopecia areata                      alopecia capitis                      alopecia universalis                      psoriasis

12.19. A/An \_\_\_\_\_ is a swelling of clotted blood trapped in the tissues.

abscess                      contusion                      hematoma                      petechiae

12.20. The term \_\_\_\_\_ means profuse sweating.

anhidrosis                      diaphoresis                      hidrosis                      miliaria

12.21. A normal scar resulting from the healing of a wound is called a \_\_\_\_\_.

cicatrix                      keloid                      keratosis                      papilloma

12.22. A large blister that is usually more than 0.5 cm in diameter is known as a/an \_\_\_\_\_.

abscess                      bulla                      pustule                      vesicle

12.23. The removal of dirt, foreign objects, damaged tissue, and cellular debris from a wound is

called \_\_\_\_\_.

cauterization                      curettage                      debridement                      dermabrasion

12.24. A \_\_\_\_\_ burn has blisters plus damage only to the epidermis and dermis.

first-degree                      fourth-degree                      second-degree                      third-degree

12.25. Commonly known as warts, \_\_\_\_\_ are small, hard, skin lesions caused by the human papilloma virus.

- nevi                                      petechiae                                      scabies                                      verrucae

**MATCHING STRUCTURES**

Write the correct answer in the middle column.

Definition	Correct Answer	Possible Answers
12.26. fibrous protein found in hair, nails, and skin	_____	unguis
12.27. fingernails and toenails	_____	sebaceous glands
12.28. glands secreting sebum	_____	mammary glands
12.29. milk-producing sebaceous glands	_____	keratin
12.30. the layer of skin below the epidermis	_____	dermis

**WHICH WORD?**

Select the correct answer and write it on the line provided.

12.31. The medical term for the condition commonly known as an ingrown toenail is \_\_\_\_\_.

- onychomycosis                      onychocryptosis

12.32. The bacterial skin infection characterized by isolated pustules that become crusted and rupture is known as \_\_\_\_\_. This highly contagious condition commonly occurs in children.

- impetigo                                      xeroderma

12.33. A torn or jagged wound or an accidental cut wound is known as a \_\_\_\_\_.

- laceration                                      lesion

12.34. The lesions of \_\_\_\_\_ carcinoma tend to bleed easily.

- basal cell                                      squamous cell

12.35. Group A strep, also known as flesh-eating bacteria, causes \_\_\_\_\_.

- lupus erythematosus                      necrotizing fasciitis

**SPELLING COUNTS**

Find the misspelled word in each sentence. Then write that word, spelled correctly, on the line provided.

12.36. Soriasis is a chronic disease of the skin characterized by itching and by red papules covered with silvery scales. \_\_\_\_\_

12.37. Exema is an inflammatory skin disease with erythema, papules, and scabs. \_\_\_\_\_

12.38. An absess is a localized collection of pus. \_\_\_\_\_

12.39. Onyochia is an inflammation of the nail bed that usually results in the loss of the nail. \_\_\_\_\_

12.40. Skderoderma is an autoimmune disorder in which the connective tissues become thickened and hardened, causing the skin to become hard and swollen. \_\_\_\_\_

**ABBREVIATION IDENTIFICATION**

In the space provided, write the words that each abbreviation stands for.

12.41. **BCC, BCCA** \_\_\_\_\_

12.42. **I & D** \_\_\_\_\_

12.43. **LE** \_\_\_\_\_

12.44. **MM, mm** \_\_\_\_\_

12.45. **SCC** \_\_\_\_\_

**TERM SELECTION**

Select the correct answer and write it on the line provided.

12.46. A \_\_\_\_\_ is small, knot-like swelling of granulation tissue in the epidermis.

cicatrix                      granuloma                      keratosis                      petechiae

12.47. An infestation of body lice is known as \_\_\_\_\_.

pediculosis capitis              pediculosis corporis              pediculosis pubis              scabies

12.48. The term \_\_\_\_\_ is used to describe any redness of the skin due to dilated capillaries.

dermatitis                      ecchymosis                      erythema                      urticaria

12.49. Flakes or dry patches made up of excess dead epidermal cells are known as \_\_\_\_\_.

- bullae                      macules                      plaques                      scales

12.50. A cluster of connected boils is known as a/an \_\_\_\_\_.

- acne vulgaris              carbuncle                      comedo                      furuncle

**SENTENCE COMPLETION**

Write the correct term on the line provided.

12.51. The term meaning producing or containing pus is \_\_\_\_\_.

12.52. The term meaning a fungal infection of the nail is \_\_\_\_\_.

12.53. Tissue death followed by bacterial invasion and putrefaction is known as \_\_\_\_\_.

12.54. Any condition of unusual deposits of black pigment in different parts of the body is known as \_\_\_\_\_.

12.55. Commonly known as hives, \_\_\_\_\_ are itchy welts caused by an allergic reaction.

**WORD SURGERY**

Divide each term into its component word parts. Write these word parts, in sequence, on the lines provided. When necessary use a slash (/) to indicate a combining vowel. (You may not need all of the lines provided.)

12.56. A **rhytidectomy** is the surgical removal of excess skin for the elimination of wrinkles.

\_\_\_\_\_

12.57. **Onychomycosis** is a fungal infection of the nail.

\_\_\_\_\_

12.58. **Folliculitis** is an inflammation of the hair follicles that is especially common on the limbs and in the beard area of men.

\_\_\_\_\_

12.59. **Pruritus**, which is commonly known as itching, is associated with most forms of dermatitis.

\_\_\_\_\_

12.60. **Ichthyosis** is a group of hereditary disorders that are characterized by dry, thickened, and scaly skin.

\_\_\_\_\_



## TRUE/FALSE

If the statement is true, write **True** on the line. If the statement is false, write **False** on the line.

- 12.61. \_\_\_\_\_ An actinic keratosis is a precancerous skin growth that occurs on sun-damaged skin.
- 12.62. \_\_\_\_\_ A skin tag is a malignant skin enlargement commonly found on the elderly.
- 12.63. \_\_\_\_\_ The arrector pili cause the raised areas of skin known as goose bumps.
- 12.64. \_\_\_\_\_ A keratosis is abnormally raised scar.
- 12.65. \_\_\_\_\_ Lipedema, which is also known as painful fat syndrome, affects mostly women.

## CLINICAL CONDITIONS

Write the correct answer on the line provided.

- 12.66. Carmella Espinoza underwent \_\_\_\_\_ for the treatment of spider veins.
- 12.67. Jordan Caswell is an albino. This disorder, which is known as \_\_\_\_\_, is due to a missing enzyme necessary for the production of melanin.
- 12.68. Soon after Ying Li hit his thumb with a hammer, a collection of blood formed beneath the nail. This condition is a subungual \_\_\_\_\_.
- 12.69. Trisha fell off her bicycle and scraped off the superficial layers on skin on her knees. This type of injury is known as a/an \_\_\_\_\_.
- 12.70. Molly Malone had a severe fever and then she developed very small, pinpoint hemorrhages under her skin. The doctor described these as being \_\_\_\_\_.
- 12.71. Many of the children in the Happy Hours Day Care Center required treatment for \_\_\_\_\_, which is commonly known as an itch mite. The small itchy bumps and blisters of this infestation were caused by tiny mites that burrow into the top layer of human skin to lay their eggs.
- 12.72. Dr. Liu treated Jeanette Isenberg's skin cancer with \_\_\_\_\_.
- With this technique, individual layers of cancerous tissue are removed and examined under a microscope one at a time until all cancerous tissue has been removed.

- 12.73. Mrs. Garrison had cosmetic surgery that is commonly known as a lid lift. The medical term for this surgical treatment is a/an \_\_\_\_\_.
- 12.74. Manuel developed a/an \_\_\_\_\_. This condition is a closed pocket containing pus that is caused by a bacterial infection.
- 12.75. Agnes Farrington calls them night sweats; however, the medical term for this condition is \_\_\_\_\_.

WHICH IS THE CORRECT MEDICAL TERM?

Select the correct answer and write it on the line provided.

- 12.76. The term that refers to an acute infection of the fold of skin at the margin of a nail is \_\_\_\_\_.
- onychchia                      onychocryptosis                      paronychia                      vitiligo
- 12.77. When the sebum plug of a \_\_\_\_\_ is exposed to air, it oxidizes and becomes a blackhead.
- chloasma                      comedo                      macule                      pustule
- 12.78. The condition known as \_\_\_\_\_ is a common skin disorder characterized by flare-ups in which red papules covered with silvery scales occur on the elbows, knees, scalp, back, or buttocks.
- chloasma                      miliaria                      psoriasis                      rosacea
- 12.79. The medical term referring to a malformation of the nail is \_\_\_\_\_. This condition is also called spoon nail.
- clubbing                      koilonychia                      onychomycosis                      paronychia
- 12.80. Commonly known as moles, \_\_\_\_\_ are small, dark, skin growths that develop from melanocytes in the skin.
- keloids                      nevi                      papillomas                      verrucae

## CHALLENGE WORD BUILDING

These terms are *not* found in this chapter; however, they are made up of the following familiar word parts. If you need help in creating the term, refer to your medical dictionary.

an-	dermat/o	-ia
hypo-	hidr/o	-ectomy
	melan/o	-itis
	myc/o	-malacia
	onych/o	-oma
	py/o	-derma
	rhin/o	-osis
		-pathy
		-plasty

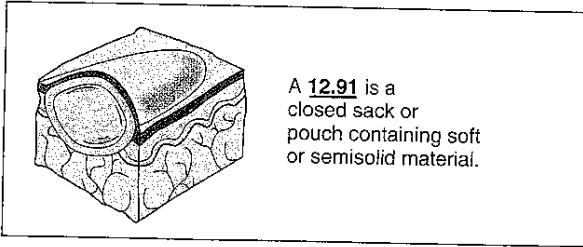
- 12.81. Abnormal softening of the nails is known as \_\_\_\_\_.
- 12.82. An abnormal condition resulting in the diminished flow of perspiration is known as \_\_\_\_\_.
- 12.83. The plastic surgery procedure to change the shape or size of the nose is a/an \_\_\_\_\_.
- 12.84. A tumor arising from the nail bed is known as \_\_\_\_\_.
- 12.85. The term meaning any disease marked by abnormal pigmentation of the skin is \_\_\_\_\_.
- 12.86. The surgical removal of a finger or toenail is a/an \_\_\_\_\_.
- 12.87. The term meaning pertaining to the absence of finger or toenails is \_\_\_\_\_.
- 12.88. The term meaning any disease of the skin is \_\_\_\_\_.
- 12.89. Any disease caused by a fungus is \_\_\_\_\_.
- 12.90. An excess of melanin present in an area of inflammation of the skin is known as \_\_\_\_\_.



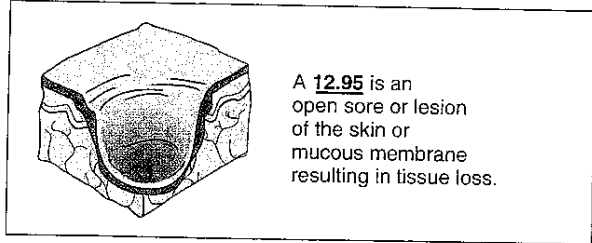
**LABELING EXERCISES**

Identify the lesions (numbered items) on the accompanying figures.

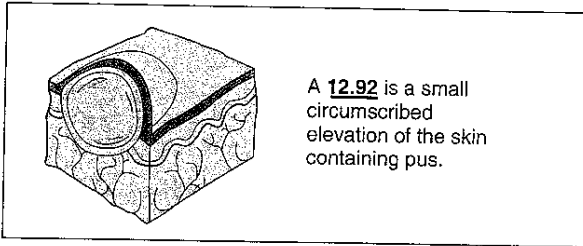
12.91. \_\_\_\_\_



12.95. \_\_\_\_\_



12.92. \_\_\_\_\_



12.96. \_\_\_\_\_ layer

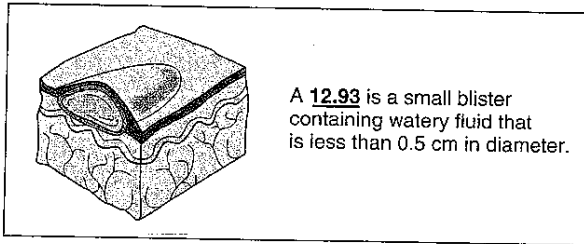
12.97. \_\_\_\_\_ layer

12.98. \_\_\_\_\_ tissue

12.99. \_\_\_\_\_ gland

12.100. \_\_\_\_\_ gland

12.93. \_\_\_\_\_



12.94. \_\_\_\_\_

